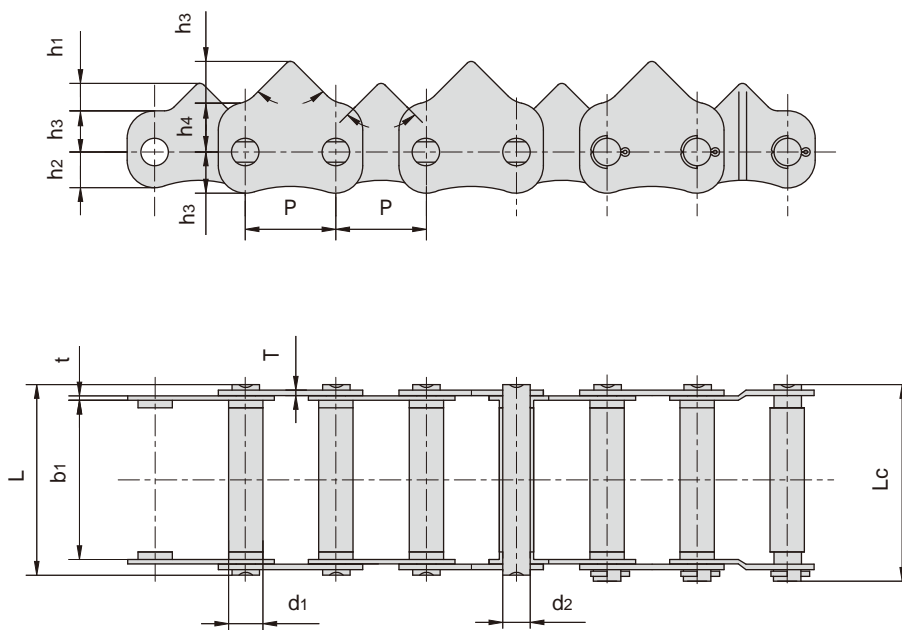
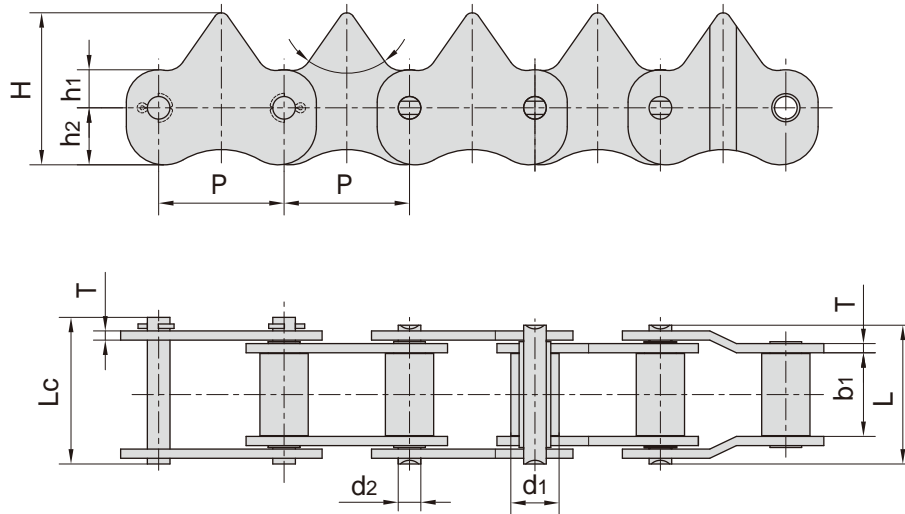




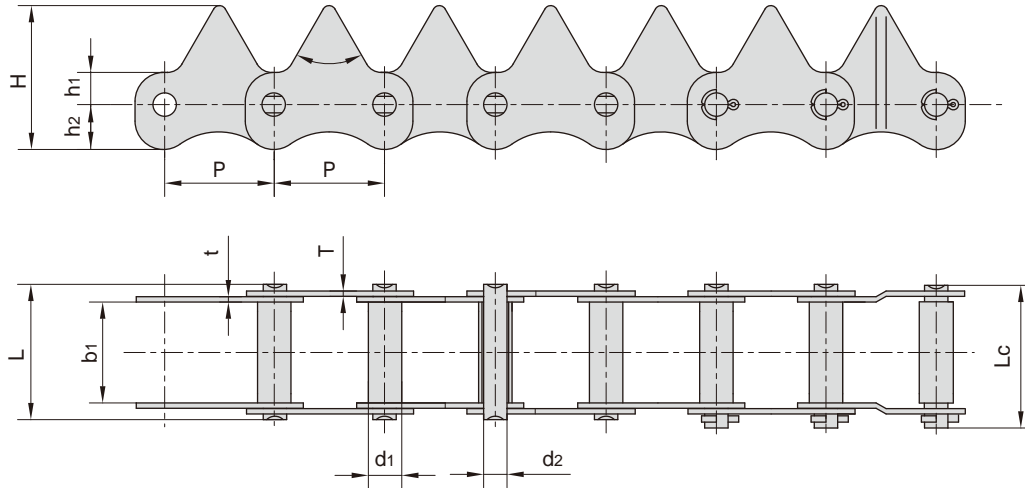
拔禾输送链3558T  
Plucking conveyor chain 3558T



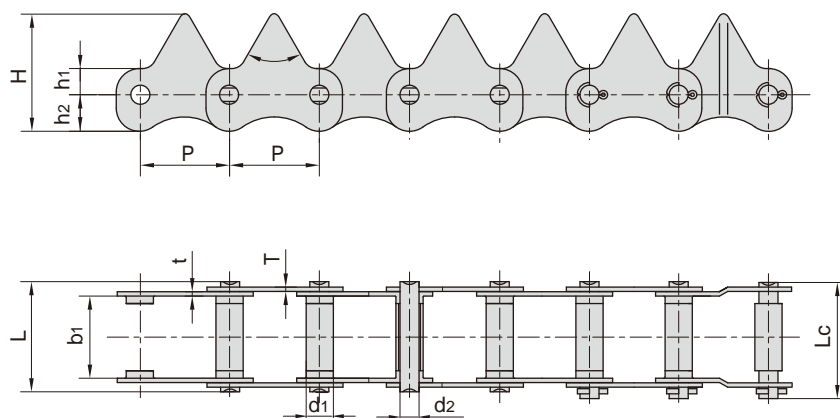
东华链号 Donghua Chain No.	节距	滚子直径	内节内宽	销轴直径	销轴长度		齿形角	链板尺寸				链板厚度	抗拉强度	平均抗拉强度
	Pitch	Roller diameter	Width between inner plates	Pin diameter	L	Lc	Tooth angle	Plate dimension				Plate thickness	Tensile strength	Average tensile strength
	P	d1 max	b1 min	d2 max	L max	Lc max		h1	h2	h3	h4	t/T max	Q min	Q0
	mm	mm	mm	mm	mm	mm		mm	mm	mm	mm	mm	kN/lbf	kN
3558T-48001	35	10.1	58	7.0	69.4	72.0	90°	10	13	15	18	1.60/2.03	19.6/4457	23.0
3558T-48001F1	35	12.6	58	10.0	69.4	71.2	90°	10	13	15	18	1.60/2.03	19.6/4457	23.0
3558T-48001F2	35	10.5	58	7.0	69.4	72.0	90°	10	13	15	18	1.60	19.6/4457	22.5
3558T-48002	35	12.8	58	7.0	69.4	72.0	90°	10	13	15	18	1.60/2.03	19.6/4457	23.0



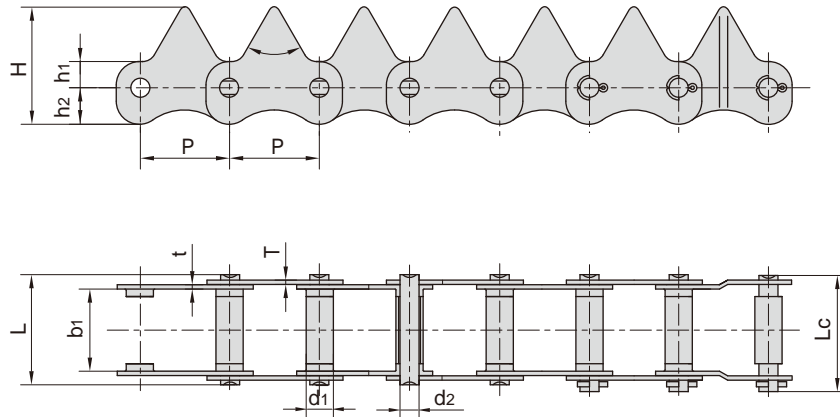
东华链号 Donghua Chain No.	节距	滚子直径	内节内宽	销轴直径	销轴长度		齿形角	链板尺寸			链板厚度	抗拉强度	平均抗拉强度
	Pitch	Roller diameter	Width between inner plates	Pin diameter	L	Lc		Plate dimension			Plate thickness	Tensile strength	Average tensile strength
	P	d1 max	b1 min	d2 max	L max	Lc max		h1	h2	H	T	Q min	Q0
	mm	mm	mm	mm	mm	mm	mm	mm	mm	mm	mm	kN/lbf	kN
3322-63201	33	12.7	22.0	5.94	36.4	38.4	70°	10	15	40	2.42	19.60/4455	22.5
3325-23160	33	12.8	25.0	7.00	35.9	38.7	60°	10	13	43	1.60	21.60/4909	24.5
3325-23550	33	12.8	25.0	7.00	35.9	38.7	90°	10	13	38	1.60	21.60/4909	24.5
3325-49200	33	12.8	25.0	7.00	35.9	38.7	70°	10	13	38	1.60	21.60/4909	24.5
3325-9059	33	12.7	25.0	5.94	39.4	42.6	90°	10	13	38	2.42	19.61/4457	22.5
3325-9059F1	33	10.5	25.0	5.94	39.4	42.6	90°	10	13	38	2.42	19.61/4457	22.5
3330-27150	33	12.8	30.0	7.00	40.9	43.7	70°	10	13	38	1.60	21.60/4909	24.5
3330-28361	33	12.8	30.0	7.00	40.9	43.7	60°	10	13	43	1.60	21.60/4909	24.5
3330-3852	33	12.7	30.0	5.94	44.4	47.6	90°	10	13	38	2.42	19.61/4457	22.5
3330-66402F1	33	12.7	30.0	5.94	44.4	47.6	60°	10	13	43	2.42	19.61/4457	22.5
3330-66402F2	33	10.5	30.0	5.94	44.4	47.6	60°	10	13	43	2.42	19.61/4457	22.5
3330-74311	33	12.7	30.0	5.94	44.4	47.6	70°	10	13	38	2.42	19.61/4457	22.5
3330-74311F1	33	10.5	30.0	5.94	44.4	47.6	70°	10	13	38	2.42	19.61/4457	22.5




东华链号 Donghua Chain No.	节距	滚子直径	内节内宽	销轴直径	销轴长度		齿形角	链板尺寸			链板厚度	抗拉强度	平均抗拉强度
	Pitch	Roller diameter	Width between inner plates	Pin diameter	L	Lc		Plate dimension	Plate thickness	Tensile strength	Average tensile strength		
	P	d1 max	b1 min	d2 max	L max	Lc max		h1	h2	H	t/T max	Q min	Q0
	mm	mm	mm	mm	mm	mm		mm	mm	mm	mm	kN/lbf	kN
3322-821	33	10.1	22.0	7.0	31.50	34.80	70°	10	10	35	1.60	19.60/4455	22.5
3322-1501	33	10.1	22.0	7.0	31.50	34.80	70°	10	10	30	1.60	19.60/4455	22.5
3325-763	33	10.1	25.0	7.0	34.20	37.20	70°	10	10	30	1.60	19.60/4455	22.5
3325-1012	33	10.1	25.0	7.0	34.20	37.20	70°	10	10	35	1.60	19.60/4455	22.5
3325-1E6410	33	10.1	25.0	7.0	36.80	39.00	90°	10	13	38	2.00/1.60	19.60/4455	23.0
3325-3555	33	10.1	25.0	7.0	36.80	39.00	70°	10	13	38	2.00/1.60	19.60/4455	22.5
3325-3572	33	10.1	25.0	7.0	36.80	39.00	70°	10	13	38	2.00/1.60	19.60/4455	23.0
3325-4LB1.35	33	10.1	25.0	7.0	37.00	39.50	90°	10	13	38	2.03	19.60/4455	24.0
3325-4LB1.45	33	10.1	25.0	7.0	35.60	37.60	70°	10	13	38	1.70	19.60/4455	22.5
3325-66202	33	10.1	25.0	7.0	35.20	38.00	70°	10	13	38	1.60	19.60/4455	22.5
3330-4LB1.45	33	10.1	30.0	7.0	40.30	42.70	60°	10	13	43	1.70	19.60/4455	22.5
3330-4LB1.45-01	33	10.1	30.0	7.0	40.30	42.70	70°	10	13	38	1.70	19.60/4455	22.5
3340-1067	33	10.1	40.0	7.0	50.00	-	90°	18	10	38	1.60	19.60/4455	22.5
3340-1E8570	33	10.1	40.0	7.0	49.20	52.50	90°	18	10	38	1.60/1.20	19.60/4455	22.0
3340-3555	33	10.1	40.0	7.0	50.35	52.65	70°	18	10	43	1.60	19.60/4455	22.5
3340-3572	33	10.1	40.0	7.0	51.80	54.00	70°	10	13	38	2.00/1.60	19.60/4455	23.0
3350-3555	33	10.1	50.0	7.0	60.20	62.50	70°	18	10	43	1.60	19.60/4455	22.5
3358-1E7070	33	10.1	58.0	7.0	68.00	-	90°	18	10	38	1.60	19.60/4455	22.5
3358-1E8350	33	10.1	58.0	7.0	68.00	72.00	90°	18	10	38	1.60	19.60/4455	22.5
3358-6365	33	10.1	58.0	7.0	68.20	70.50	70°	18	10	43	1.60	19.60/4455	22.5
3540-0875	35	10.1	40.0	7.0	50.20	52.50	70°	18	10	43	1.60	19.60/4455	22.5
3540-3572	35	10.1	40.0	7.0	50.20	52.50	70°	10	10	35	1.60	19.60/4455	22.5
3550-5080	35	10.1	50.0	7.0	60.20	62.50	70°	18	10	38	1.60	19.60/4455	22.5
3558-4LB1.35	35	13.2	58.0	9.4	70.00	73.20	90°	15	18	47	2.03	22.54/5123	27.1

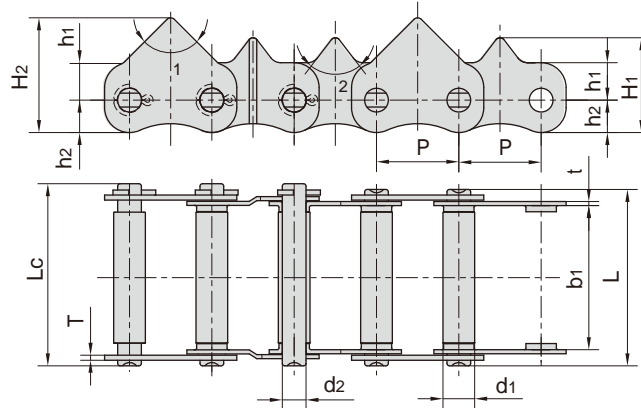


东华链号 Donghua Chain No.	节距	滚子直径	内节内宽	销轴直径	销轴长度		齿形角	链板尺寸			链板厚度	抗拉强度	平均抗拉强度
	Pitch	Roller diameter	Width between inner plates	Pin diameter	L	Lc		Plate dimension	Plate thickness	Tensile strength	Average tensile strength		
	P	d1 max	b1 min	d2 max	L max	Lc max		h1	h2	H	t/T max	Q min	Q0
	mm	mm	mm	mm	mm	mm		mm	mm	mm	mm	kN/lbf	kN
3318.5-A0680106	33	10.1	18.5	7.0	29.0	31.0	70°	10	13	38	1.60	19.60/4455	22.5
3318T-5010	33	10.1	18.0	7.0	28.5	31.4	70°	10	13	38	1.60	19.60/4455	22.5
3322T-27151	33	10.1	22.0	7.0	31.5	34.5	70°	10	13	38	1.60	19.60/4455	22.5
3322T-28241	33	12.1	21.3	7.0	31.8	34.1	60°	10	13	43	1.60	19.60/4455	22.5
3322T-52800	33	10.1	22.0	7.0	31.5	34.5	70°	10	13	38	1.60	17.64/4010	20.2
3322T-52800F1	33	10.1	22.0	7.0	33.0	35.7	70°	10	13	38	1.60/2.03	19.60/4455	22.5
3322T-52800F2	33	10.1	22.0	7.0	33.6	36.5	70°	10	13	38	2.03	19.60/4455	22.5
3325T-23151	33	10.1	25.0	7.0	35.5	37.7	60°	10	13	43	1.60	19.60/4455	22.5
3325T-27151	33	10.1	25.0	7.0	35.5	37.7	70°	10	13	38	1.60	19.60/4455	22.5
3325T-3650	33	10.1	25.0	7.0	35.5	37.7	70°	10	13	38	1.60	19.60/4455	22.5
3325T-3817	33	10.1	25.0	7.0	36.2	39.0	90°	10	13	38	2.00/1.60	19.61/4455	22.5
3325T-49201	33	10.1	25.0	7.0	35.5	37.7	90°	10	13	38	1.60	19.60/4455	22.5
3325T-49201F1	33	10.5	25.0	7.0	35.5	37.7	90°	10	13	38	1.60	19.60/4455	22.5
3325T-5060	33	10.1	25.0	7.0	36.8	39.0	70°	10	13	38	1.60/2.00	19.61/4455	22.5
3325T-699	33	10.1	25.0	7.0	36.2	39.3	90°	10	13	38	2.00/1.60	19.60/4455	22.5
3325T-A0680110	33	10.1	25.0	7.0	35.5	37.7	70°	10	13	38	1.60	19.60/4455	22.5
3325T-A0680110F1	33	12.6	25.0	7.0	35.5	37.7	70°	10	13	38	1.60	19.60/4455	22.5
3330T-27151	33	10.1	30.0	7.0	40.5	42.8	70°	10	13	38	1.60	19.60/4455	22.5
3330T-27151F1	33	10.1	33.0	7.0	40.9	43.7	70°	10	13	38	1.60/2.03	19.60/4455	22.5

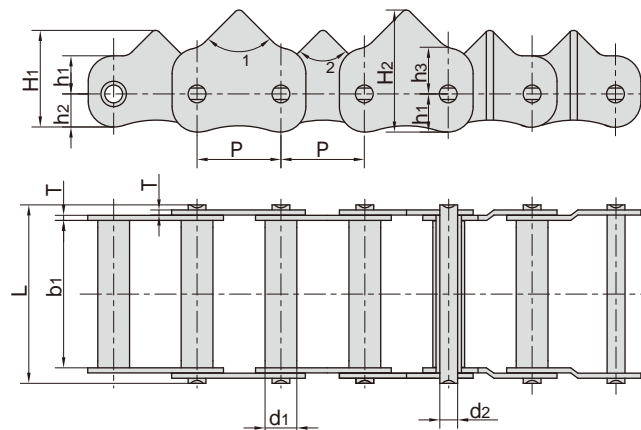


东华链号 Donghua Chain No.	节距 Pitch	滚子直径 Roller diameter	内节内宽 Width between inner plates	销轴直径 Pin diameter	销轴长度 Pin length		齿形角 Tooth angle	链板尺寸 Plate dimension			链板厚度 Plate thickness	平均抗拉强度 Average tensile strength	
	P	d1 max	b1 min	d2 max	L max	Lc max		h1	h2	H	t/T max	Q min kN/lbf	Q0 kN
3330T-27152	33	12.8	30.0	7.0	40.5	42.8	70 °	10	13	38	1.60	19.60/4455	22.5
3330T-28241	33	10.1	30.0	7.0	40.5								
3330T-28241F1	33	12.6	30.0	7.0	40.5								
3330T-28241F2	33	12.1	29.3	7.0									
3330T-28242	33	12.8	30.0	7.0	40.5	42.8	60 °	10	13	43	1.60	19.60/4455	22.5
3330T-3501	33	10.1	30.0	7.0									
3330T-3817	33	12.1	30.0	7.0	40.5	42.8	60 °	10	13	43	1.60	19.61/4455	22.5
3330T-5028	33	10.1	30.0	7.0									
3330T-52200	33	10.1	30.0	7.0									
3330T-53350	33	10.1	30.0	7.0	40.5	42.8	75 °	10	10	30	1.60	19.60/4455	22.5
3330T-53981	33	12.8	30.0	7.0	40.5	42.8	70 °	10	13	38	1.60	19.60/4455	22.5
3330T-5441	33	10.1	30.0	7.0	40.9	43.7	60 °	10	13	43	1.60/2.00	19.61/4455	22.5
3330T-59750	33	10.1	30.0	7.0									
3330T-711	33	10.1	33.0	7.0	40.7	43.5	90 °	10	13	38	1.60	19.60/4455	22.5
3335T-27151	33	10.1	35.0	7.0	45.5	47.8	70 °	10	13	38	1.60	19.60/4455	22.5
3350T-6379	33	10.1	50.0	7.0	60.2	62.5	75 °	18	10	43	1.60	19.60/4455	22.5
3350T-744	33	10.1	50.0	7.0	60.2	63.0	90 °	18	10	38	1.60	19.60/4455	22.5
3358T-3330	33	10.1	58.0	7.0									
3358T-53871	33	10.1	58.0	7.0	68.0	70.8	75 °	18	10	43	1.60	19.60/4455	22.5
3358T-6365	33	10.1	58.0	7.0	68.2	72.0	75 °	18	10	43	1.60	19.60/4455	22.5
3358T-6365F1	33	12.8	58.0	7.0	68.2	72.0	75 °	18	10	43	1.60	19.60/4455	22.5
3358T-6365F2	33	10.1	58.0	7.0	69.4	72.0	75 °	25	22.1	30.0	1.60/2.03	19.60/4455	22.5





东华链号 Donghua Chain No.	节距 Pitch	滚子直径 Roller diameter	内节内宽 Width between inner plates	销轴直径 Pin diameter	销轴长度 Pin length		齿形角 Tooth angle	链板尺寸 Plate dimension				链板厚度 Plate thickness	抗拉强度 Tensile strength	平均抗拉强度 Average tensile strength
	P	d1 max	b1 min	d2 max	L max	Lc max	1/ 2	h1	h2	H1	H2	t/T max	Q min	Q0
	mm	mm	mm	mm	mm	mm		mm	mm	mm	mm	mm	kN/lbf	kN
3358T-5K151	33	12.8	58	9.5	69.7	72.7	90°/75°	15	13	38	46	1.60/2.03	19.62/4460	22.5
3358T-3653	33	12.8	58	9.5	69.7	72.7	90°/90°	16	12	38	48	1.60/2.03	19.60/4455	22.5
3358T-762	33	12.8	58	9.5	69.7	72.9	90°/75°	15	13	38	46	1.60/2.03	19.60/4455	22.5



东华链号 Donghua Chain No.	节距 Pitch	滚子直径 Roller diameter	内节内宽 Width between inner plates	销轴直径 Pin diameter	销轴长度 Pin length		齿形角 Tooth angle	链板尺寸 Plate dimension					链板厚度 Plate thickness	抗拉强度 Tensile strength	平均抗拉强度 Average tensile strength
	P	d1 max	b1 min	d2 max	L max	Lc max	1/ 2	h1	h2	h3	H1	H2	T	Q min	Q0
	mm	mm	mm	mm	mm	mm		mm	mm	mm	mm	mm	mm	kN/lbf	kN
3558-48180	35	12.8	58	7	70.50	70.50	90°/90°	15	13	18	38	48	2.03	27.44/6236	28.5
3358-74211	33	12.8	58	7	70.70	70.70	90°/75°	15	13	-	38	46	2.03	19.62/4460	22.5
3358-48000	35	12.8	58	7	70.35	70.35	70°/90°	15	13	15	38	50	2.03	27.44/6236	28.5
3358-48180	33	12.8	58	7	70.50	70.50	90°/90°	15	13	18	38	48	2.03	27.44/6236	28.5
3358-48180F2	35	12.8	58	7	70.35	70.35	90°/90°	15	13	18	38	48	2.03	27.44/6236	28.5

